




Short-term forecast































Today

Aug 08, 2020














		 °F	 %	 inHg	 mph	 in/h	 °F
11 h	 Humid and Partly Cloudy	77.7	89	30.19	4.2 ▼	0.00	79.4
12 h	 Humid and Partly Cloudy	79.0	87	30.17	4.7 ▼	0.00	82.7
13 h	 Humid	79.6	85	30.17	5.7 ►	0.00	84.1
14 h	 Humid	80.2	83	30.16	6.4 ►	0.01	85.2
15 h	 Humid	80.9	79	30.15	6.6 ▲	0.00	86.0
16 h	 Humid	81.0	77	30.14	6.4 ▲	0.00	85.8
17 h	 Humid	80.2	77	30.12	6.5 ►	0.00	84.2
18 h	 Humid	78.3	81	30.13	6.2 ►	0.00	79.6
19 h	 Clear	76.1	87	30.14	6.2 ►	0.00	77.5
20 h	 Clear	74.4	91	30.14	6.2 ►	0.00	75.8
21 h	 Clear	73.0	94	30.15	5.6 ►	0.00	74.4
22 h	 Clear	72.0	95	30.16	5.2 ▲	0.00	73.3
23 h	 Clear	71.0	96	30.16	4.8 ▲	0.00	72.4

Tomorrow




Aug 09, 2020

			 °F	 %	 inHg	 mph	 in/h	 °F
0 h		Clear	70.3	96	30.16	4.4 ▲	0.00	71.6
1 h		Clear	70.0	97	30.15	4.5 ▲	0.00	71.3
2 h		Partly Cloudy	69.7	98	30.15	4.1 ◀	0.00	71.0
3 h		Partly Cloudy	68.8	100	30.14	3.7 ◀	0.00	70.2
4 h		Mostly Cloudy	68.3	100	30.14	3.4 ▼	0.00	69.7
5 h		Mostly Cloudy	68.3	100	30.13	3.3 ▼	0.00	69.7
6 h		Mostly Cloudy	69.0	100	30.14	3.3 ▼	0.00	70.5
7 h		Mostly Cloudy	70.3	100	30.15	3.5 ▼	0.00	71.9
8 h		Humid and Mostly Cloudy	72.0	100	30.15	3.8 ▼	0.00	73.8
9 h		Humid and Mostly Cloudy	73.7	100	30.15	4.0 ▼	0.00	75.6
10 h		Humid and Mostly Cloudy	75.7	100	30.14	4.3 ▼	0.00	77.7
11 h		Humid and Mostly Cloudy	77.7	98	30.14	4.7 ▼	0.00	79.8
12 h		Humid and Mostly Cloudy	79.6	92	30.13	5.1 ▼	0.00	85.0
13 h		Humid and Partly Cloudy	81.6	85	30.13	5.6 ◀	0.00	89.2
14 h		Humid and Partly Cloudy	83.0	79	30.12	6.2 ◀	0.00	91.2
15 h		Humid and Partly Cloudy	83.7	76	30.10	7.4 ◀	0.00	91.8
16 h		Humid and Partly Cloudy	83.3	76	30.07	8.7 ▲	0.00	90.8
17 h		Humid	82.1	78	30.06	9.7 ▲	0.00	88.4
18 h		Humid	80.2	81	30.05	10.1 ▲	0.00	84.7
19 h		Humid	77.9	86	30.05	10.1 ◀	0.00	79.4
20 h		Humid	76.1	89	30.06	9.9 ◀	0.00	77.6
21 h		Humid	74.8	91	30.06	9.4 ◀	0.00	76.2
22 h		Clear	73.6	93	30.07	8.5 ◀	0.00	75.0
23 h		Clear	72.7	93	30.07	7.7 ◀	0.00	74.0






Long-term forecast

		 °F	 %	 inHg	 mph	 in/h
Sat	 Possible light rain in the morning.	81.5 / 67.4	92	30.16	4.8	▼ 0.00
Sun	 Humid and partly cloudy throughout the day.	84.2 / 67.7	92	30.11	6.1	▲ 0.00
Mon	 Humid throughout the day.	87.0 / 69.4	88	30.03	6.1	▲ 0.00
Tue	 Humid throughout the day.	86.3 / 71.2	88	30.00	6.6	▲ 0.00
Wed	 Humid and partly cloudy throughout the day.	89.8 / 73.6	84	30.04	7.7	▲ 0.00
Thu	 Rain in the evening and overnight.	87.9 / 72.6	86	30.09	6.5	▲ 0.01
Fri	 Light rain and humid throughout the day.	83.3 / 71.0	89	30.12	5.3	▼ 0.01
Sat	 Rain and humid throughout the day.	79.0 / 70.7	93	30.12	9.2	▲ 0.02

















Station averages

	 °F	 %	 inHg	 mph	 in/h	 °F
7 Aug	78.7 / 64.2	77.0	29.90	0.5	0.19	83.2 / 68.1
8 Aug	79.7 / 65.1	78.1	29.87	0.3	0.06	84.9 / 69.5
9 Aug	79.8 / 66.1	78.0	29.88	0.3	0.11	85.1 / 71.2
10 Aug	81.0 / 66.3	78.2	29.89	0.4	0.34	87.0 / 71.4
11 Aug	78.0 / 66.9	80.9	29.89	0.4	0.18	83.3 / 72.4
12 Aug	78.8 / 65.7	79.6	29.90	0.4	0.09	83.9 / 70.7
13 Aug	77.7 / 65.7	80.9	29.89	0.2	0.45	82.9 / 70.4
14 Aug	77.6 / 64.3	79.3	29.91	0.3	0.21	82.0 / 68.6
15 Aug	77.2 / 64.5	81.1	29.94	0.3	0.25	82.3 / 68.9

Station extremes

	 °F	 %	 inHg	 mph	 mph	 in/h	 °F
7 Aug	88.3 2018	98.0 2008, 2018, 2019	30.17 2020	11.3 2009	18.4 2009	1.10 2011	100.0 2018
	56.7 2017	35.0 2010, 2016	29.52 2011	-	-	-	58.3 2017
8 Aug	88.2 2011	98.0 2008, 2018, 2019	30.19 2009	5.8 2012	12.7 2013	0.50 2008	97.9 2018
	55.4 2014	37.0 2009	29.47 2011	-	-	-	56.1 2014
9 Aug	88.0 2010	98.0 2008, 2018	30.21 2017	6.0 2012	12.7 2013	0.74 2011	96.6 2018
	57.5 2008	36.0 2016	29.48 2011	-	-	-	59.7 2008
10 Aug	89.5 2009	99.0 2017	30.22 2017	11.5 2012	14.0 2019	2.45 2012	99.5 2009
	57.0 2019	37.0 2014	29.46 2011	-	-	-	58.6 2019
11 Aug	90.5 2016	98.0 2008, 2017, 2018	30.15 2017	11.5 2012	11.5 > 3 cases	1.37 2015	100.9 2016
	56.3 2013	34.0 2011	29.66 2008	-	-	-	56.5 2013
12 Aug	90.3 2016	99.0 2018	30.09 2014	10.4 2012	17.3 2008	0.77 2018	101.1 2016
	55.7 2011	42.0 2011	29.62 2008	-	-	-	56.8 2011
13 Aug	93.2 2016	99.0 2018	30.09 2009	10.4 2012	15.0 2015	2.91 2014	102.7 2016
	57.6 2008	35.0 2015	29.60 2014	-	-	-	59.5 2008
14 Aug	92.5 2016	99.0 2018	30.14 2009, 2015	8.1 2013	18.4 2013	2.33 2011	103.5 2016
	32.0 2019	35.0 2015	29.69 2008	-	-	-	58.5 2010
15 Aug	87.4 2016	98.0 > 3 cases	30.17 2016	12.7 2012	12.7 2012, 2014	2.33 2011	96.2 2018
	53.1 2013	35.0 2013	29.62 2011	-	-	-	53.2 2013

Almanac

					
8 Aug	05.55	20.01	846 min 	594 min 	
9 Aug	05.56	19.59	843 min 	597 min 	
10 Aug	05.57	19.58	841 min 	599 min 	
11 Aug	05.59	19.57	838 min 	602 min 	
12 Aug	06.00	19.55	835 min 	605 min 	
13 Aug	06.01	19.54	833 min 	607 min 	
14 Aug	06.02	19.53	831 min 	609 min 	
15 Aug	06.03	19.51	828 min 	612 min 